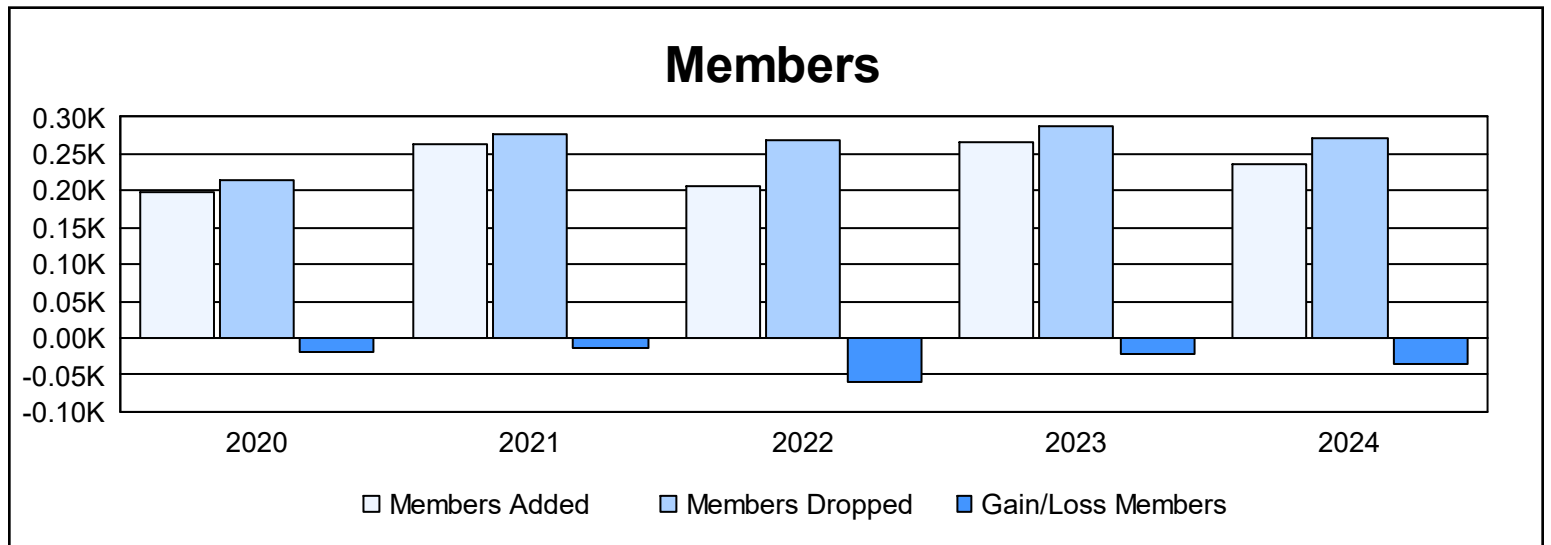
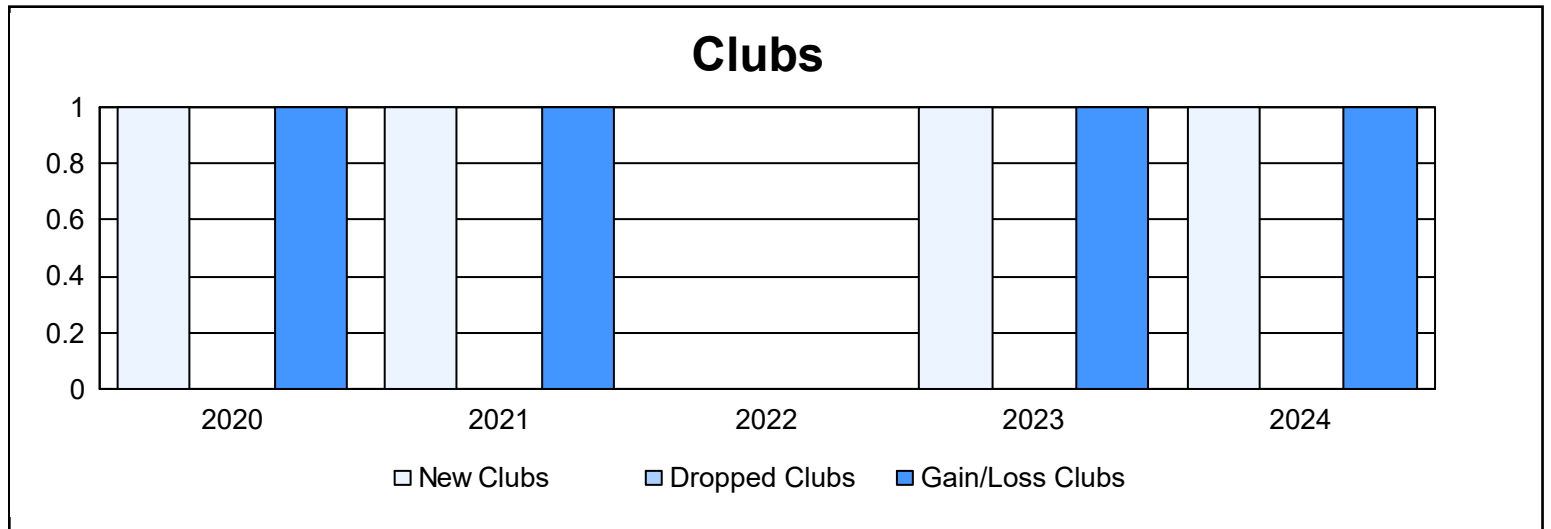
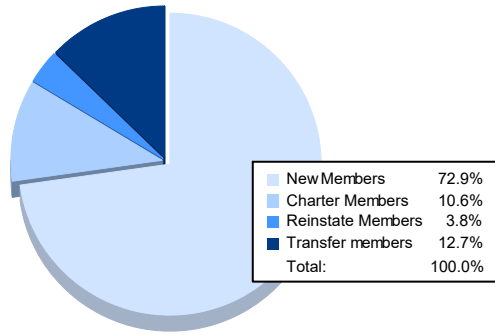


| Year | New Clubs | Dropped Clubs | Gain/ Loss Clubs | New Members | Charter Members | Reinstate Members | Transfer Members | Total Member Added | Total Members Dropped | Gain/ Loss Members |
|----------------|-----------|---------------|------------------|-------------|-----------------|-------------------|------------------|--------------------|-----------------------|--------------------|
| 2019-2020 | 1 | 0 | 1 | 146 | 24 | 7 | 20 | 197 | 215 | -18 |
| 2020-2021 | 1 | 0 | 1 | 190 | 31 | 10 | 32 | 263 | 276 | -13 |
| 2021-2022 | 0 | 0 | 0 | 177 | 2 | 8 | 20 | 207 | 268 | -61 |
| 2022-2023 | 1 | 0 | 1 | 175 | 39 | 10 | 43 | 267 | 288 | -21 |
| 2023-2024 | 1 | 0 | 1 | 172 | 25 | 9 | 30 | 236 | 271 | -35 |
| Average | 1 | 0 | 1 | 172 | 24 | 9 | 29 | 234 | 264 | -30 |



Membership Composition June 2024 Cumulative



Gender Composition June 2024 Cumulative

